

# ACETIC ACID GLACIAL

GHS Safety Data Sheet

Version No:7  
Page 1 of 18

## Section 1 - CHEMICAL PRODUCT AND COMPANY IDENTIFICATION

### PRODUCT NAME

ACETIC ACID GLACIAL

### OTHER NAMES

C2-H4-O2, CH3COOH, ROA30, "glacial acetic acid", "acetic acid > 80%", "methane carboxylic acid", "vinegar acid", "ethanoic acid", "ethylic acid", "anhydrous acetic acid"

### PROPER SHIPPING NAME

ACETIC ACID, GLACIAL or ACETIC ACID SOLUTION, more than 80% acid, by mass

### PRODUCT USE

Manufacturer of various acetates, acetyl compounds, acetate rayon, plastics and rubber; in tanning, printing calico and dyeing silk. As an acidulant and preservative in foods. Solvent for many organic substances; also dissolves phosphorus, sulphur and halogen acids. Widely used in commercial organic syntheses.

### SUPPLIER

Company: S D FINE - CHEM LIMITED

Address:

315- 317, T.V.IND.ESTATE,

248 WORLI ROAD,

MUMBAI- 400 030, INDIA

technical@sdfine.com

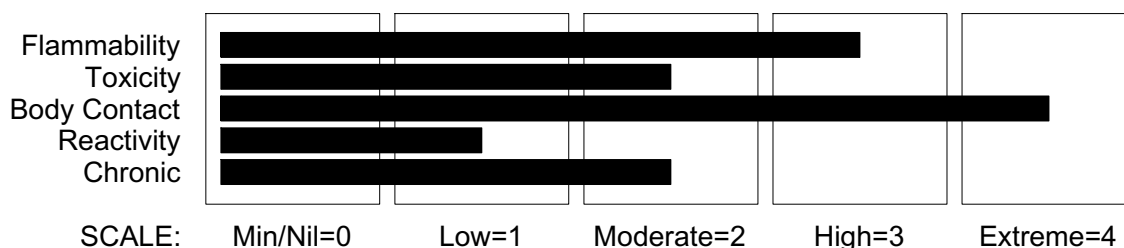
Telephone: 91- 22 24959898

Telephone: 91- 22 24959899

Fax: 91- 22 24937232

## Section 2 - HAZARDS IDENTIFICATION

### HAZARD RATINGS



### GHS Classification

Acute Aquatic Hazard Category 3

Acute Toxicity (Dermal) Category 4

Acute Toxicity (Inhalation) Category 4

Acute Toxicity (Oral) Category 5

Flammable Liquid Category 3

continued...

# ACETIC ACID GLACIAL

GHS Safety Data Sheet

Version No:7

Page 2 of 18

## Section 2 - HAZARDS IDENTIFICATION

Metal Corrosion Category 1  
Serious Eye Damage Category 1  
Skin Corrosion/Irritation Category 1B



## EMERGENCY OVERVIEW

### HAZARD

#### DANGER

Determined by using GHS criteria:

H226 H312 H332 H303 H290 H314 H318 H402

Flammable liquid and vapour

Harmful in contact with skin

Harmful if inhaled

May be harmful if swallowed

May be corrosive to metals

Causes severe skin burns and eye damage

Causes serious eye damage

Harmful to aquatic life

## PRECAUTIONARY STATEMENTS

### Prevention

Keep away from heat/sparks/open flames/hot surfaces. - No smoking.

Keep container tightly closed.

Keep only in original container.

Ground/bond container and receiving equipment.

Use explosion-proof electrical/ventilating/lighting equipment

Use only non-sparking tools.

Take precautionary measures against static discharge.

Do not breathe dust/fume/gas/mist/vapours/spray.

Avoid breathing dust/fume/gas/mist/vapours/spray.

Wash thoroughly after handling.

Use only outdoors or in a well-ventilated area.

Avoid release to the environment.

Wear protective gloves/protective clothing/eye protection/face protection.

### Response

IF SWALLOWED: Rinse mouth. Do NOT induce vomiting.

IF ON SKIN: Wash with plenty of soap and water.

IF ON SKIN (or hair): Remove/Take off immediately all contaminated clothing. Rinse skin with water/shower.

IF INHALED: Remove to fresh air and keep at rest in a position comfortable for breathing.

IF IN EYES: Rinse cautiously with water for several minutes. Remove contact lenses, if present and easy to do. Continue rinsing.

Immediately call a POISON CENTER or doctor/physician.

Call a POISON CENTER or doctor/physician if you feel unwell.

Wash contaminated clothing before reuse.

Absorb spillage to prevent material damage.

### Storage

Store in a well-ventilated place. Keep cool.

continued...

# ACETIC ACID GLACIAL

## GHS Safety Data Sheet

Version No:7

Page 3 of 18

## Section 2 - HAZARDS IDENTIFICATION

Store locked up.

Store in corrosive resistant container or with a resistant inner liner.

## Section 3 - COMPOSITION / INFORMATION ON INGREDIENTS

NAME	CAS RN	%
acetic acid glacial	64-19-7	>98

## Section 4 - FIRST AID MEASURES

### SWALLOWED

- For advice, contact a Poisons Information Centre or a doctor at once.
- Urgent hospital treatment is likely to be needed.
- If swallowed do NOT induce vomiting.
- If vomiting occurs, lean patient forward or place on left side (head-down position, if possible) to maintain open airway and prevent aspiration.
- Observe the patient carefully.
- Never give liquid to a person showing signs of being sleepy or with reduced awareness; i.e. becoming unconscious.
- Give water to rinse out mouth, then provide liquid slowly and as much as casualty can comfortably drink.
- Transport to hospital or doctor without delay.

### EYE

- If this product comes in contact with the eyes:
- Immediately hold eyelids apart and flush the eye continuously with running water.
- Ensure complete irrigation of the eye by keeping eyelids apart and away from eye and moving the eyelids by occasionally lifting the upper and lower lids.
- Continue flushing until advised to stop by the Poisons Information Centre or a doctor, or for at least 15 minutes.
- Transport to hospital or doctor without delay.
- Removal of contact lenses after an eye injury should only be undertaken by skilled personnel.

### SKIN

- If skin or hair contact occurs:
- Immediately flush body and clothes with large amounts of water, using safety shower if available.
- Quickly remove all contaminated clothing, including footwear.
- Wash skin and hair with running water. Continue flushing with water until advised to stop by the Poisons Information Centre.
- Transport to hospital, or doctor.

### INHALED

- If fumes or combustion products are inhaled remove from contaminated area.
- Lay patient down. Keep warm and rested.
- Prostheses such as false teeth, which may block airway, should be removed, where possible, prior to initiating first aid procedures.
- Apply artificial respiration if not breathing, preferably with a demand valve resuscitator, bag-valve mask device, or pocket mask as trained. Perform CPR if necessary.
- Transport to hospital, or doctor, without delay.
- Inhalation of vapours or aerosols (mists, fumes) may cause lung oedema.
- Corrosive substances may cause lung damage (e.g. lung oedema, fluid in the lungs).
- As this reaction may be delayed up to 24 hours after exposure, affected individuals need complete rest (preferably in semi-recumbent posture) and must be kept under medical observation even if no symptoms are (yet) manifested.
- Before any such manifestation, the administration of a spray containing a dexamethasone derivative or

continued...

# ACETIC ACID GLACIAL

## GHS Safety Data Sheet

Version No:7

Page 4 of 18

## Section 4 - FIRST AID MEASURES

beclomethasone derivative may be considered.  
This must definitely be left to a doctor or person authorised by him/her.  
(ICSC13719).

### NOTES TO PHYSICIAN

- For acute or short term repeated exposures to strong acids:
- Airway problems may arise from laryngeal edema and inhalation exposure. Treat with 100% oxygen initially.
- Respiratory distress may require cricothyroidotomy if endotracheal intubation is contraindicated by excessive swelling
- Intravenous lines should be established immediately in all cases where there is evidence of circulatory compromise.
- Strong acids produce a coagulation necrosis characterised by formation of a coagulum (eschar) as a result of the dessicating action of the acid on proteins in specific tissues.

#### INGESTION:

- Immediate dilution (milk or water) within 30 minutes post ingestion is recommended.
- DO NOT attempt to neutralise the acid since exothermic reaction may extend the corrosive injury.
- Be careful to avoid further vomit since re-exposure of the mucosa to the acid is harmful. Limit fluids to one or two glasses in an adult.
- Charcoal has no place in acid management.
- Some authors suggest the use of lavage within 1 hour of ingestion.

#### SKIN:

- Skin lesions require copious saline irrigation. Treat chemical burns as thermal burns with non-adherent gauze and wrapping.
- Deep second-degree burns may benefit from topical silver sulfadiazine.

#### EYE:

- Eye injuries require retraction of the eyelids to ensure thorough irrigation of the conjunctival cul-de-sacs. Irrigation should last at least 20-30 minutes. DO NOT use neutralising agents or any other additives. Several litres of saline are required.
  - Cycloplegic drops, (1% cyclopentolate for short-term use or 5% homatropine for longer term use) antibiotic drops, vasoconstrictive agents or artificial tears may be indicated dependent on the severity of the injury.
  - Steroid eye drops should only be administered with the approval of a consulting ophthalmologist).
- [Ellenhorn and Barceloux: Medical Toxicology].

## Section 5 - FIRE FIGHTING MEASURES

### EXTINGUISHING MEDIA

- Water spray or fog.
- Foam.
- Dry chemical powder.
- BCF (where regulations permit).
- Carbon dioxide.

### FIRE FIGHTING

- Alert Fire Brigade and tell them location and nature of hazard.
- May be violently or explosively reactive.
- Wear full body protective clothing with breathing apparatus.
- Prevent, by any means available, spillage from entering drains or water courses.
- Consider evacuation (or protect in place).
- Use water delivered as a fine spray to control fire and cool adjacent area.
- Avoid spraying water onto liquid pools.
- DO NOT approach containers suspected to be hot.
- Cool fire exposed containers with water spray from a protected location.
- If safe to do so, remove containers from path of fire.
- Equipment should be thoroughly decontaminated after use.

continued...

# ACETIC ACID GLACIAL

## GHS Safety Data Sheet

Version No:7

Page 5 of 18

## Section 5 - FIRE FIGHTING MEASURES

### FIRE/EXPLOSION HAZARD

■ Combustion products include: carbon monoxide (CO), carbon dioxide (CO<sub>2</sub>), other pyrolysis products typical of burning organic material.

May emit corrosive fumes.

- Flammable.
- Moderate fire and explosion hazard when exposed to heat or flame.
- Acids may react with metals to produce hydrogen, a highly flammable and explosive gas.
- Heating may cause expansion or decomposition leading to violent rupture of containers.
- May emit corrosive fumes.

### FIRE INCOMPATIBILITY

- Avoid contamination with oxidising agents i.e. nitrates, oxidising acids, chlorine bleaches, pool chlorine etc. as ignition may result.

### PERSONAL PROTECTION

Glasses:

Chemical goggles.

Gloves:

1.BUTYL 2.NEOPRENE 3.PE 4.PVC

Respirator:

Type AB Filter of sufficient capacity

## Section 6 - ACCIDENTAL RELEASE MEASURES

### MINOR SPILLS

- Remove all ignition sources.
- Clean up all spills immediately.
- Avoid breathing vapours and contact with skin and eyes.
- Control personal contact by using protective equipment.
- Contain and absorb small quantities with vermiculite or other absorbent material.
- Wipe up.
- Collect residues in a flammable waste container.
- Drains for storage or use areas should have retention basins for pH adjustments and dilution of spills before discharge or disposal of material.
- Check regularly for spills and leaks.

### MAJOR SPILLS

■ Chemical Class:acidic compounds, organic

For release onto land: recommended sorbents listed in order of priority.

SORBENT TYPE	RANK	APPLICATION	COLLECTION	LIMITATIONS
LAND SPILL - SMALL				
wood fiber - pillow	1	throw	pitchfork	R, P, DGC, RT
cross- linked	1	shovel	shovel	R, W, SS
polymer - particulate				
cross- linked	1	throw	pitchfork	R, DGC, RT
polymer - pillow				
sorbent clay - particulate	2	shovel	shovel	R, I, P
foamed glass - pillow	2	throw	pitchfork	R, P, DGC, RT
wood fiber - particulate	3	shovel	shovel	R, W, P, DGC

continued...

# ACETIC ACID GLACIAL

## GHS Safety Data Sheet

Version No:7

Page 6 of 18

## Section 6 - ACCIDENTAL RELEASE MEASURES

### LAND SPILL - MEDIUM

cross- linked polymer - particulate	1	blower	skiploader	R, W, SS
polypropylene - particulate	2	blower	skiploader	W, SS, DGC
sorbent clay - particulate	2	blower	skiploader	R, I, P
cross- linked polymer - pillow	3	throw	skiploader	R, DGC, RT
polypropylene - mat	3	throw	skiploader	W, SS, DGC
expanded mineral - particulate	3	blower	skiploader	R, I, W, P, DGC

#### Legend

DGC: Not effective where ground cover is dense

R; Not reusable

I: Not incinerable

P: Effectiveness reduced when rainy

RT: Not effective where terrain is rugged

SS: Not for use within environmentally sensitive sites

W: Effectiveness reduced when windy

Reference: Sorbents for Liquid Hazardous Substance Cleanup and Control;

R.W Melvold et al: Pollution Technology Review No. 150: Noyes Data Corporation 1988.

- DO NOT touch the spill material.
- Clear area of personnel and move upwind.
- Alert Fire Brigade and tell them location and nature of hazard.
- May be violently or explosively reactive.
- Wear breathing apparatus plus protective gloves.
- Prevent, by any means available, spillage from entering drains or water course.
- No smoking, naked lights or ignition sources.
- Increase ventilation.
- Stop leak if safe to do so.
- Water spray or fog may be used to disperse / absorb vapour.
- Contain spill with sand, earth or vermiculite.
- Use only spark-free shovels and explosion proof equipment.
- Collect recoverable product into labelled containers for recycling.
- Absorb remaining product with sand, earth or vermiculite.
- Collect solid residues and seal in labelled drums for disposal.
- Wash area and prevent runoff into drains.
- If contamination of drains or waterways occurs, advise emergency services.

### PROTECTIVE ACTIONS FOR SPILL

continued...

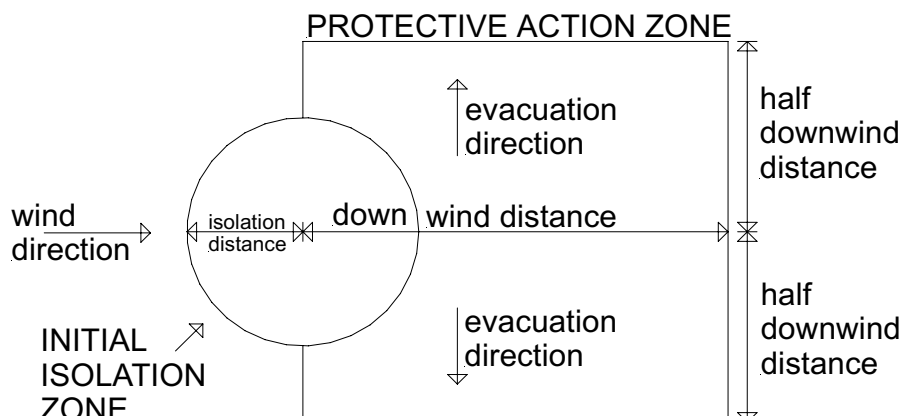
# ACETIC ACID GLACIAL

GHS Safety Data Sheet

Version No:7

Page 7 of 18

## Section 6 - ACCIDENTAL RELEASE MEASURES



From IERG (Canada/Australia)

Isolation Distance	25 metres
Downwind Protection Distance	250 metres
IERG Number	19

### FOOTNOTES

1 PROTECTIVE ACTION ZONE is defined as the area in which people are at risk of harmful exposure. This zone assumes that random changes in wind direction confines the vapour plume to an area within 30 degrees on either side of the predominant wind direction, resulting in a crosswind protective action distance equal to the downwind protective action distance.

2 PROTECTIVE ACTIONS should be initiated to the extent possible, beginning with those closest to the spill and working away from the site in the downwind direction. Within the protective action zone a level of vapour concentration may exist resulting in nearly all unprotected persons becoming incapacitated and unable to take protective action and/or incurring serious or irreversible health effects.

3 INITIAL ISOLATION ZONE is determined as an area, including upwind of the incident, within which a high probability of localised wind reversal may expose nearly all persons without appropriate protection to life-threatening concentrations of the material.

4 SMALL SPILLS involve a leaking package of 200 litres (55 US gallons) or less, such as a drum (jerrican or box with inner containers). Larger packages leaking less than 200 litres and compressed gas leaking from a small cylinder are also considered "small spills".

LARGE SPILLS involve many small leaking packages or a leaking package of greater than 200 litres, such as a cargo tank, portable tank or a "one-tonne" compressed gas cylinder.

5 Guide 132 is taken from the US DOT emergency response guide book.

6 IERG information is derived from CANUTEC - Transport Canada.

### EMERGENCY RESPONSE PLANNING GUIDELINES (ERPG)

The maximum airborne concentration below which it is believed that nearly all individuals could be exposed for up to one hour WITHOUT experiencing or developing

life-threatening health effects is:

acetic acid glacial 250ppm

irreversible or other serious effects or symptoms which could impair an individual's ability to take protective action is:

acetic acid glacial 35ppm

other than mild, transient adverse effects without perceiving a clearly defined odour is:

acetic acid glacial 5ppm

American Industrial Hygiene Association (AIHA)

Ingredients considered according to the following cutoffs

Very Toxic (T+)	$\geq 0.1\%$	Toxic (T)	$\geq 3.0\%$
R50	$\geq 0.25\%$	Corrosive (C)	$\geq 5.0\%$

continued...

# ACETIC ACID GLACIAL

## GHS Safety Data Sheet

Version No:7

Page 8 of 18

## Section 6 - ACCIDENTAL RELEASE MEASURES

R51                       $\geq 2.5\%$   
else                       $\geq 10\%$

where percentage is percentage of ingredient found in the mixture

**Personal Protective Equipment advice is contained in Section 8 of the MSDS.**

## Section 7 - HANDLING AND STORAGE

### PROCEDURE FOR HANDLING

- DO NOT allow clothing wet with material to stay in contact with skin.
- WARNING: Contact with water generates heat.
- Avoid all personal contact, including inhalation.
- Wear protective clothing when risk of exposure occurs.
- Use in a well-ventilated area.
- WARNING: To avoid violent reaction, ALWAYS add material to water and NEVER water to material.
- Avoid smoking, naked lights or ignition sources.
- Avoid contact with incompatible materials.
- When handling, DO NOT eat, drink or smoke.
- Keep containers securely sealed when not in use.
- Avoid physical damage to containers.
- Always wash hands with soap and water after handling.
- Work clothes should be laundered separately. Launder contaminated clothing before re-use.
- Use good occupational work practice.
- Observe manufacturer's storing and handling recommendations.
- Atmosphere should be regularly checked against established exposure standards to ensure safe working conditions are maintained.
- Containers, even those that have been emptied, may contain explosive vapours.
- Do NOT cut, drill, grind, weld or perform similar operations on or near containers.

### SUITABLE CONTAINER

- Lined metal can. Lined metal drum. Lined metal safety cans.
- Packing as supplied and/or recommended by manufacturer.
- Plastic lining or containers may only be used if approved for flammable liquid (non-polar type).

- Check that containers are clearly labelled and free from leaks.
- DO NOT use aluminium or galvanised containers.

For low viscosity materials

- Drums and jerricans must be of the non-removable head type.
- Where a can is to be used as an inner package, the can must have a screwed enclosure.

For materials with a viscosity of at least 2680 cSt. (23 deg. C) and solids (between 15 C deg. and 40 deg C.):

- Removable head packaging;
  - Cans with friction closures and
  - low pressure tubes and cartridges
- may be used.

-

Where combination packages are used, and the inner packages are of glass, porcelain or stoneware, there must be sufficient inert cushioning material in contact with inner and outer packages unless the outer packaging is a close fitting moulded plastic box and the substances are not incompatible with the plastic.

- Check regularly for spills and leaks.
- Glass container is suitable for laboratory quantities.
- DO NOT use mild steel or galvanised containers.

In accordance with ADG Code 5.9.8. Bulk transport by Road Tankers complying with construction standards RT1 or RT7

### STORAGE INCOMPATIBILITY

- Reacts with mild steel, galvanised steel / zinc producing hydrogen gas which may form an explosive mixture with air.

continued...



# ACETIC ACID GLACIAL

## GHS Safety Data Sheet

Version No:7

Page 9 of 18

## Section 7 - HANDLING AND STORAGE

Acetic acid:

- vapours forms explosive mixtures with air (above 39 C.)
- reacts violently with bases such as carbonates and hydroxides (giving off large quantities of heat), oxidisers, organic amines, acetaldehyde, potassium tert-butoxide
- reacts (sometimes violently), with strong acids, aliphatic amines, alkanolamines, alkylene oxides, epichlorohydrin, acetic anhydride, 2-aminoethanol, ammonia, ammonium nitrate, bromine pentafluoride, chlorosulfonic acid, chromic acid, chromium trioxide, ethylenediamine, ethyleneimine, hydrogen peroxide, isocyanates, oleum, perchloric acid, permanganates, phosphorus isocyanate, phosphorus trichloride, sodium peroxide, xylene
- attacks cast iron, stainless steel and other metals, forming flammable hydrogen gas
- attacks many forms of rubber, plastics and coatings.
- Segregate from alkalis, oxidising agents and chemicals readily decomposed by acids, i.e. cyanides, sulfides, carbonates.
- Avoid strong bases.

### STORAGE REQUIREMENTS

- Store in approved flammable liquid storage area.
- No smoking, naked lights/ignition sources.
- Keep containers securely sealed.
- Store away from incompatible materials in a cool, dry, well-ventilated area.
- Protect containers against physical damage and check regularly for leaks.
- Storage areas should be clearly identified, well illuminated, clear of obstruction and accessible only to trained and authorised personnel - adequate security must be provided so that unauthorised personnel do not have access.
- Store in grounded, properly designed and approved vessels and away from incompatible materials
- Store according to applicable regulations for flammable materials for storage tanks, containers, piping, buildings, rooms, cabinets, allowable quantities and minimum storage distances.
- Use non-sparking ventilation systems, approved explosion proof equipment and intrinsically safe electrical systems.
- Have appropriate extinguishing capability in storage area (e.g. portable fire extinguishers - dry chemical, foam or carbon dioxide) and flammable gas detectors.
- Keep adsorbents for leaks and spills readily available
- For bulk storages, consider use of floating roof or nitrogen blanketed vessels; where venting to atmosphere is possible, equip storage tank vents with flame arrestors; inspect tank vents during winter conditions for vapour/ ice build-up; storage tanks should be above ground and diked to hold entire contents
- Observe manufacturer's storing and handling recommendations.

### SAFE STORAGE WITH OTHER CLASSIFIED CHEMICALS



+: May be stored together

O: May be stored together with specific preventions

X: Must not be stored together

## Section 8 - EXPOSURE CONTROLS / PERSONAL PROTECTION

### EXPOSURE CONTROLS

Source	Material	TWA ppm	TWA mg/m <sup>3</sup>	STEL ppm	STEL mg/m <sup>3</sup>
Australia Exposure Standards	acetic acid glacial (Acetic acid)	10	25	15	37

continued...

# ACETIC ACID GLACIAL

GHS Safety Data Sheet

Version No:7

Page 10 of 18

## Section 8 - EXPOSURE CONTROLS / PERSONAL PROTECTION

### EMERGENCY EXPOSURE LIMITS

Material	Revised IDLH Value (mg/m3)	Revised IDLH Value (ppm)
acetic acid glacial		50

### MATERIAL DATA

■ for acetic acid:


NOTE: Detector tubes for acetic acid, measuring in excess of 1 ppm, are commercially available.

Exposure at or below the TLV-TWA and TLV-STEL is thought to protect the worker against conjunctival, nose and respiratory tract irritation.

Odour Safety Factor(OSF)

OSF=21 ("ACETIC ACID, GLACIAL").

### PERSONAL PROTECTION



### EYE

- Safety glasses with unperforated side shields may be used where continuous eye protection is desirable, as in laboratories; spectacles are not sufficient where complete eye protection is needed such as when handling bulk-quantities, where there is a danger of splashing, or if the material may be under pressure
- Chemical goggles whenever there is a danger of the material coming in contact with the eyes; goggles must be properly fitted
- Full face shield (20 cm, 8 in minimum) may be required for supplementary but never for primary protection of eyes; these afford face protection.
- Alternatively a gas mask may replace splash goggles and face shields.
- Contact lenses may pose a special hazard; soft contact lenses may absorb and concentrate irritants. A written policy document, describing the wearing of lens or restrictions on use, should be created for each workplace or task. This should include a review of lens absorption and adsorption for the class of chemicals in use and an account of injury experience. Medical and first-aid personnel should be trained in their removal and suitable equipment should be readily available. In the event of chemical exposure, begin eye irrigation immediately and remove contact lens as soon as practicable. Lens should be removed at the first signs of eye redness or irritation - lens should be removed in a clean environment only after workers have washed hands thoroughly. [CDC NIOSH Current Intelligence Bulletin 59].

### HANDS/FEET

- Elbow length PVC gloves.
- When handling corrosive liquids, wear trousers or overalls outside of boots, to avoid spills entering boots. Suitability and durability of glove type is dependent on usage. Important factors in the selection of gloves include: such as:
  - frequency and duration of contact,
  - chemical resistance of glove material,
  - glove thickness and
  - dexterity

Select gloves tested to a relevant standard (e.g. Europe EN 374, US F739).

- When prolonged or frequently repeated contact may occur, a glove with a protection class of 5 or higher (breakthrough time greater than 240 minutes according to EN 374) is recommended.
- When only brief contact is expected, a glove with a protection class of 3 or higher (breakthrough time greater than 60 minutes according to EN 374) is recommended.
- Contaminated gloves should be replaced.

Gloves must only be worn on clean hands. After using gloves, hands should be washed and dried thoroughly.

continued...

# ACETIC ACID GLACIAL

## GHS Safety Data Sheet

Version No:7

Page 11 of 18

### Section 8 - EXPOSURE CONTROLS / PERSONAL PROTECTION

Application of a non-perfumed moisturiser is recommended.

- Neoprene rubber gloves.

Do not use polyethylene gloves.

#### OTHER

- Overalls.
- PVC Apron.
- PVC protective suit may be required if exposure severe.
- Eyewash unit.
- Ensure there is ready access to a safety shower.
- Some plastic personal protective equipment (PPE) (e.g. gloves, aprons, overshoes) are not recommended as they may produce static electricity.
- For large scale or continuous use wear tight-weave non-static clothing (no metallic fasteners, cuffs or pockets), non sparking safety footwear.

The local concentration of material, quantity and conditions of use determine the type of personal protective equipment required. For further information consult your Occupational Health and Safety Advisor.

#### ENGINEERING CONTROLS

■ Local exhaust ventilation usually required. If risk of overexposure exists, wear approved respirator. Correct fit is essential to obtain adequate protection. Supplied-air type respirator may be required in special circumstances. Correct fit is essential to ensure adequate protection. An approved self contained breathing apparatus (SCBA) may be required in some situations. Provide adequate ventilation in warehouse or closed storage area. Air contaminants generated in the workplace possess varying "escape" velocities which, in turn, determine the "capture velocities" of fresh circulating air required to effectively remove the contaminant.

Type of Contaminant: solvent, vapours, degreasing etc., evaporating from tank (in still air).	Air Speed: 0.25- 0.5 m/s (50- 100 f/min.)
aerosols, fumes from pouring operations, intermittent container filling, low speed conveyer transfers, welding, spray drift, plating acid fumes, pickling (released at low velocity into zone of active generation)	0.5- 1 m/s (100- 200 f/min.)
direct spray, spray painting in shallow booths, drum filling, conveyer loading, crusher dusts, gas discharge (active generation into zone of rapid air motion)	1- 2.5 m/s (200- 500 f/min.)
grinding, abrasive blasting, tumbling, high speed wheel generated dusts (released at high initial velocity into zone of very high rapid air motion).	2.5- 10 m/s (500- 2000 f/min.)

Within each range the appropriate value depends on:

Lower end of the range

1: Room air currents minimal or favourable to capture

2: Contaminants of low toxicity or of nuisance value only.

Upper end of the range

1: Disturbing room air currents

2: Contaminants of high toxicity

continued...

# ACETIC ACID GLACIAL

## GHS Safety Data Sheet

Version No:7

Page 12 of 18

### Section 8 - EXPOSURE CONTROLS / PERSONAL PROTECTION

3: Intermittent, low production.

4: Large hood or large air mass in motion

3: High production, heavy use

4: Small hood- local control only

Simple theory shows that air velocity falls rapidly with distance away from the opening of a simple extraction pipe. Velocity generally decreases with the square of distance from the extraction point (in simple cases). Therefore the air speed at the extraction point should be adjusted, accordingly, after reference to distance from the contaminating source. The air velocity at the extraction fan, for example, should be a minimum of 1-2 m/s (200-400 f/min) for extraction of solvents generated in a tank 2 meters distant from the extraction point. Other mechanical considerations, producing performance deficits within the extraction apparatus, make it essential that theoretical air velocities are multiplied by factors of 10 or more when extraction systems are installed or used.

### Section 9 - PHYSICAL AND CHEMICAL PROPERTIES

#### APPEARANCE

Clear colourless mobile flammable corrosive liquid (> 16 deg.C), or clear crystalline solid (in cold weather) with a characteristic sharp, pungent, vinegar-like odour. Mixes with water, alcohol, glycerol, ether and most organic solvents.

#### PHYSICAL PROPERTIES

Liquid.

Mixes with water.

Corrosive.

Acid.

State	Liquid	Molecular Weight	60.06
Melting Range (°C)	16.6	Viscosity	Not Available
Boiling Range (°C)	118	Solubility in water (g/L)	Miscible
Flash Point (°C)	43- 44.5 TCC	pH (1% solution)	2.9 approx.
Decomposition Temp (°C)	Not available.	pH (as supplied)	Not available
Autoignition Temp (°C)	463	Vapour Pressure (kPa)	1.5 @ 20 deg C
Upper Explosive Limit (%)	16	Specific Gravity (water=1)	1.05
Lower Explosive Limit (%)	5	Relative Vapour Density (air=1)	2.07
Volatile Component (%vol)	100	Evaporation Rate	0.99 BuAc=1
Gas group	IIA		

### Section 10 - CHEMICAL STABILITY AND REACTIVITY INFORMATION

#### CONDITIONS CONTRIBUTING TO INSTABILITY

• Contact with alkaline material liberates heat.

*For incompatible materials - refer to Section 7 - Handling and Storage.*

### Section 11 - TOXICOLOGICAL INFORMATION

#### POTENTIAL HEALTH EFFECTS

#### ACUTE HEALTH EFFECTS

##### SWALLOWED

■ The material can produce severe chemical burns within the oral cavity and gastrointestinal tract following ingestion.

continued...

# ACETIC ACID GLACIAL

## GHS Safety Data Sheet

Version No:7

Page 13 of 18

## Section 11 - TOXICOLOGICAL INFORMATION

- Ingestion of acidic corrosives may produce burns around and in the mouth, the throat and oesophagus. Immediate pain and difficulties in swallowing and speaking may also be evident. Swelling of the epiglottis may make it difficult to breathe which may result in suffocation. More severe exposure may result in vomiting blood and thick mucus, shock, abnormally low blood pressure, fluctuating pulse, shallow respiration and clammy skin, inflammation of stomach wall, and rupture of oesophageal tissue. Untreated shock may eventually result in kidney failure. Severe cases may result in perforation of the stomach and abdominal cavity with consequent infection, rigidity and fever. There may be severe narrowing of the oesophageal or pyloric sphincters; this may occur immediately or after a delay of weeks to years. There may be coma and convulsions, followed by death due to infection of the abdominal cavity, kidneys or lungs.
- Accidental ingestion of the material may be damaging to the health of the individual.
- Ingestion of low-molecular organic acid solutions may produce spontaneous haemorrhaging, production of blood clots, gastrointestinal damage and narrowing of the oesophagus and stomach entry.
- Ingestion of acetic acid may cause delayed gastro-intestinal and oesophageal perforation, and in severe cases death. Ingestion of as little as 1 ml. of glacial acid has resulted in oesophageal perforation.

### EYE

- The material can produce severe chemical burns to the eye following direct contact. Vapours or mists may be extremely irritating.
- If applied to the eyes, this material causes severe eye damage.
- Direct eye contact with acid corrosives may produce pain, tears, sensitivity to light and burns. Mild burns of the epithelia generally recover rapidly and completely. Severe burns produce long-lasting and possibly irreversible damage. The appearance of the burn may not be apparent for several weeks after the initial contact. The cornea may ultimately become deeply opaque resulting in blindness.
- Solutions of low-molecular weight organic acids cause pain and injury to the eyes.
- Acetic acid produces conjunctival irritation at concentrations below 10 ppm.

### SKIN

- The material can produce severe chemical burns following direct contact with the skin.
- Skin contact with the material may be harmful; systemic effects may result following absorption.
- Skin contact with acidic corrosives may result in pain and burns; these may be deep with distinct edges and may heal slowly with the formation of scar tissue.
- Open cuts, abraded or irritated skin should not be exposed to this material.
- Entry into the blood-stream, through, for example, cuts, abrasions or lesions, may produce systemic injury with harmful effects. Examine the skin prior to the use of the material and ensure that any external damage is suitably protected.
- Action of acetic acid on the skin may be delayed and insidious.
- The material may cause moderate inflammation of the skin either following direct contact or after a delay of some time. Repeated exposure can cause contact dermatitis which is characterised by redness, swelling and blistering.

### INHALED

- The material can cause respiratory irritation in some persons. The body's response to such irritation can cause further lung damage.
- Corrosive acids can cause irritation of the respiratory tract, with coughing, choking and mucous membrane damage. There may be dizziness, headache, nausea and weakness. Swelling of the lungs can occur, either immediately or after a delay; symptoms of this include chest tightness, shortness of breath, frothy phlegm and cyanosis. Lack of oxygen can cause death hours after onset.
- Inhalation of quantities of liquid mist may be extremely hazardous, even lethal due to spasm, extreme irritation of larynx and bronchi, chemical pneumonitis and pulmonary oedema.
- Minor acetic acid exposures exposure may cause transient loss of voice. A severe acute vapour exposure may cause pulmonary oedema. Exposure at 800-1200 ppm cannot be tolerated for longer than 3 minutes.

### CHRONIC HEALTH EFFECTS

- Repeated or prolonged exposure to acids may result in the erosion of teeth, swelling and/or ulceration of mouth lining. Irritation of airways to lung, with cough, and inflammation of lung tissue often occurs. Chronic exposure may inflame the skin or conjunctiva.
- Long-term exposure to respiratory irritants may result in disease of the airways involving difficult breathing and related systemic problems.
- Substance accumulation, in the human body, may occur and may cause some concern following repeated or long-

continued...

# ACETIC ACID GLACIAL

## GHS Safety Data Sheet

Version No:7

Page 14 of 18

## Section 11 - TOXICOLOGICAL INFORMATION

term occupational exposure.

Repeated minor oral exposure to acetic acid can cause blackening of the skin and teeth, erosion of the teeth, vomiting, diarrhoea, nausea. Repeated minor vapour exposure may cause chronic respiratory inflammation and bronchitis.

It is reported that workers exposed for 7 to 12 years at concentrations of 60 ppm acetic acid, plus one hour daily at 100-260 ppm had no injury except slight irritation of the respiratory tract, stomach, and skin although this report is equivocal as in another study different researchers found conjunctivitis, bronchitis, pharyngitis and erosion of exposed teeth apparently in the same workers.

Occupational exposures for 7-12 years to concentrations of 80-200 ppm, at peaks, caused blackening and hyperkeratosis of the skin and hands, conjunctivitis (but no corneal damage), bronchitis and pharyngitis and erosion of the exposed teeth (incisors and canines). Digestive disorders with heartburn and constipation have been reported at unspecified prolonged exposures.

### TOXICITY AND IRRITATION

■ unless otherwise specified data extracted from RTECS - Register of Toxic Effects of Chemical Substances.

#### TOXICITY

Oral (human) TDLo: 1.47 mg/kg

Unreport (man) LDLo: 308 mg/kg

Oral (rat) LD50: 3310 mg/kg

Inhalation (human) TCLo: 816 ppm/3 min

Inhalation (rat) LCLo: 16000 ppm/4 hr

Dermal (rabbit) LD50: 1060 mg/kg

#### IRRITATION

Skin (human):50mg/24hr - Mild

Skin (rabbit):525mg (open)- SEVERE

Eye (rabbit): 0.05mg (open)- SEVERE

■ Asthma-like symptoms may continue for months or even years after exposure to the material ceases. This may be due to a non-allergenic condition known as reactive airways dysfunction syndrome (RADS) which can occur following exposure to high levels of highly irritating compound. Key criteria for the diagnosis of RADS include the absence of preceding respiratory disease, in a non-atopic individual, with abrupt onset of persistent asthma-like symptoms within minutes to hours of a documented exposure to the irritant. A reversible airflow pattern, on spirometry, with the presence of moderate to severe bronchial hyperreactivity on methacholine challenge testing and the lack of minimal lymphocytic inflammation, without eosinophilia, have also been included in the criteria for diagnosis of RADS. RADS (or asthma) following an irritating inhalation is an infrequent disorder with rates related to the concentration of and duration of exposure to the irritating substance. Industrial bronchitis, on the other hand, is a disorder that occurs as result of exposure due to high concentrations of irritating substance (often particulate in nature) and is completely reversible after exposure ceases. The disorder is characterised by dyspnea, cough and mucus production. The material may produce severe irritation to the eye causing pronounced inflammation. Repeated or prolonged exposure to irritants may produce conjunctivitis.

The material may cause severe skin irritation after prolonged or repeated exposure and may produce on contact skin redness, swelling, the production of vesicles, scaling and thickening of the skin. Repeated exposures may produce severe ulceration.

NOAELs following repeated exposure to acetic acid and its salts range from 210 mg/kg bw/day (2-4 month acetic acid drinking water study; systemic toxicity) to 3600 mg/kg bw/day (acetic acid, sodium salt, 4 week dietary study; no effects reported). Signs of irritation/corrosion at the site of contact as well as systemic toxicity have been reported. Prolonged inhalation exposure to acetic acid results in muscle imbalance, increase in blood cholinesterase activity, decreases in albumins and decreased growth at concentrations greater than 0.01 mg/m3/day.

Groups of 20 mice/sex were given 0.025% sodium acetate in drinking water (about 60 mg/kg bw/day) for 1 week before breeding, during a 9-day breeding period and (females only) throughout pregnancy, lactation and until the offspring were weaned at 3 weeks of age. No effects on fertility were observed. The male offspring were given the same solution until they were 5-7 weeks old and were then examined in a 24-hour activity test. Examination of the litters revealed no overt deformities and normal pup weights at day 1 and day 21. The activity of offspring of the treated group was lower than that of controls during the first 12 hours but was similar during the second 12 hours. It is unknown if the decreased activity observed in the sodium acetate treated group to was a result of exposure in utero and/or post-weaning, since the pups were exposed during both time periods.). Acetic acid had no effects on implantation or on maternal or fetal survival in rats, mice or rabbits dosed via gavage during gestation days 6-19 at doses up to 1600 mg/kg/day. The number of abnormalities seen in either soft or skeletal tissues of the test groups did not differ from the number occurring in the controls. Sodium acetate had no effect on pregnant mice or offspring when mice were administered 1000 mg/kg bw, by gavage on days 8-12 of gestation.

continued...

# ACETIC ACID GLACIAL

## GHS Safety Data Sheet

Version No:7

Page 15 of 18

## Section 11 - TOXICOLOGICAL INFORMATION

### Section 12 - ECOLOGICAL INFORMATION

acetic acid glacial 96 hr LC50 (88) mg/L Fathead minnow Fish Source: Experimental

■ Fish LC50 (96hr.) (mg/l):	88, 92
■ Daphnia magna EC50 (48hr.) (mg/l):	32
■ Algae IC50 (72hr.) (mg/l):	90
■ log Kow (Prager 1995):	- 0.31
■ log Kow (Sangster 1997):	- 0.17
■ log Pow (Verschuere 1983):	1.8E+0

#90acid#90acacid#67t1#68s

#### Ecotoxicity

Ingredient	Persistence: Water/Soil	Persistence: Air	Bioaccumulation	Mobility
acetic acid glacial	LOW		LOW	HIGH

#### GESAMP/EHS COMPOSITE LIST - GESAMP Hazard Profiles

Name / Cas No / RTECS No	EHS	TRN	A1a	A1b	A1	A2	B1	B2	C1	C2	C3	D1	D2	D3	E1	E2	E3
- CAS:64- 19- 7 / AF1225000	13	64	0	0	0	R	1	NI	1	1	1	3C	3			D	3

#### Legend:

EHS=EHS Number (EHS=GESAMP Working Group on the Evaluation of the Hazards of Harmful Substances Carried by Ships) NRT=Net Register Tonnage, A1a=Bioaccumulation log Pow, A1b=Bioaccumulation BCF, A1=Bioaccumulation, A2=Biodegradation, B1=Acute aquatic toxicity LC/EC50 (mg/l), B2=Chronic aquatic toxicity NOEC (mg/l), C1=Acute mammalian oral toxicity LD50 (mg/kg), C2=Acute mammalian dermal toxicity LD50 (mg/kg), C3=Acute mammalian inhalation toxicity LC50 (mg/kg), D1=Skin irritation & corrosion, D2=Eye irritation & corrosion, D3=Long-term health effects, E1=Tainting, E2=Physical effects on wildlife & benthic habitats, E3=Interference with coastal amenities,

For column A2: R=Readily biodegradable, NR=Not readily biodegradable.

For column D3: C=Carcinogen, M=Mutagenic, R=Reprotoxic, S=Sensitising, A=Aspiration hazard, T=Target organ systemic toxicity, L=Lung injury, N=Neurotoxic, I=Immunotoxic.

For column E1: NT=Not tainting (tested), T=Tainting test positive.

For column E2: Fp=Persistent floater, F=Floater, S=Sinking substances.

The numerical scales start from 0 (no hazard), while higher numbers reflect increasing hazard.

(GESAMP/EHS Composite List of Hazard Profiles - Hazard evaluation of substances transported by ships)

### Section 13 - DISPOSAL CONSIDERATIONS

- Containers may still present a chemical hazard/ danger when empty.
- Return to supplier for reuse/ recycling if possible.

Otherwise:

- If container can not be cleaned sufficiently well to ensure that residuals do not remain or if the container cannot be used to store the same product, then puncture containers, to prevent re-use, and bury at an authorised landfill.

continued...

# ACETIC ACID GLACIAL

## GHS Safety Data Sheet

Version No:7

Page 16 of 18

### Section 13 - DISPOSAL CONSIDERATIONS

- Where possible retain label warnings and MSDS and observe all notices pertaining to the product. Legislation addressing waste disposal requirements may differ by country, state and/ or territory. Each user must refer to laws operating in their area. In some areas, certain wastes must be tracked. A Hierarchy of Controls seems to be common - the user should investigate:
  - Reduction,
  - Reuse
  - Recycling
  - Disposal (if all else fails)
- This material may be recycled if unused, or if it has not been contaminated so as to make it unsuitable for its intended use. If it has been contaminated, it may be possible to reclaim the product by filtration, distillation or some other means. Shelf life considerations should also be applied in making decisions of this type. Note that properties of a material may change in use, and recycling or reuse may not always be appropriate.
- DO NOT allow wash water from cleaning or process equipment to enter drains.
- It may be necessary to collect all wash water for treatment before disposal.
- In all cases disposal to sewer may be subject to local laws and regulations and these should be considered first.
- Where in doubt contact the responsible authority.
- Recycle wherever possible.
- Consult manufacturer for recycling options or consult local or regional waste management authority for disposal if no suitable treatment or disposal facility can be identified.
- Treat and neutralise at an approved treatment plant. Treatment should involve: Neutralisation with soda-ash or soda-lime followed by: burial in a land-fill specifically licenced to accept chemical and / or pharmaceutical wastes or Incineration in a licenced apparatus
- Decontaminate empty containers with 5% aqueous sodium hydroxide or soda ash, followed by water. Observe all label safeguards until containers are cleaned and destroyed.

### Section 14 - TRANSPORTATION INFORMATION



Labels Required: CORROSIVE, FLAMMABLE LIQUID

#### HAZCHEM:

- ☐ \*2P Use alcohol resistant foam

#### Land Transport UNDG:

Class or division:	8	Subsidiary risk:	3
UN No.:	2789	UN packing group:	II
Shipping Name: ACETIC ACID, GLACIAL or ACETIC ACID SOLUTION, more than 80% acid, by mass more than 80% acid, by mass			

#### Air Transport IATA:

ICAO/IATA Class:	8 (3)	ICAO/IATA Subrisk:	None
UN/ID Number:	2789	Packing Group:	II
Special provisions:	None		
Shipping Name: ACETIC ACID, GLACIAL			

#### Maritime Transport IMDG:

IMDG Class:	8	IMDG Subrisk:	3
UN Number:	2789	Packing Group:	II

continued...



# ACETIC ACID GLACIAL

## GHS Safety Data Sheet

Version No:7

Page 17 of 18

### Section 14 - TRANSPORTATION INFORMATION

EMS Number: F- E, S- C Special provisions: None  
Limited Quantities: 1 L  
Shipping Name: ACETIC ACID, GLACIAL or ACETIC ACID SOLUTION,  
more than 80% acid, by mass

*GESAMP hazard profiles for this material can be found in section 12 of the MSDS.*

### Section 15 - REGULATORY INFORMATION

#### REGULATIONS

**acetic acid glacial (CAS: 64-19-7) is found on the following regulatory lists;**

"Australia Exposure Standards", "Australia Hazardous Substances", "Australia High Volume Industrial Chemical List (HVICL)", "Australia Illicit Drug Reagents/Essential Chemicals - Category III", "Australia Inventory of Chemical Substances (AICS)", "Australia National Pollutant Inventory", "Australia Standard for the Uniform Scheduling of Drugs and Poisons (SUSDP) - Appendix E (Part 2)", "Australia Standard for the Uniform Scheduling of Drugs and Poisons (SUSDP) - Appendix F (Part 3)", "Australia Standard for the Uniform Scheduling of Drugs and Poisons (SUSDP) - Schedule 2", "Australia Standard for the Uniform Scheduling of Drugs and Poisons (SUSDP) - Schedule 5", "Australia Standard for the Uniform Scheduling of Drugs and Poisons (SUSDP) - Schedule 6", "CODEX General Standard for Food Additives (GSFA) - Additives Permitted for Use in Food in General, Unless Otherwise Specified, in Accordance with GMP", "GESAMP/EHS Composite List - GESAMP Hazard Profiles", "IMO IBC Code Chapter 17: Summary of minimum requirements", "IMO MARPOL 73/78 (Annex II) - List of Noxious Liquid Substances Carried in Bulk", "International Council of Chemical Associations (ICCA) - High Production Volume List", "OECD Representative List of High Production Volume (HPV) Chemicals"

### Section 16 - OTHER INFORMATION

#### MSDS SECTION CHANGES

*The following table displays the version number of and date on which each section was last changed.*

Section Name	Version	Date	Section Name	Version	Date	Section Name	Version	Date
First Aid (swallowed)	4	22- Feb- 2007	Storage (storage requirement)	4	22- Feb- 2007	Instability Condition	4	22- Feb- 2007
Fire Fighter (extinguishing media)	4	22- Feb- 2007	Storage (suitable container)	6	18- May- 2008	Acute Health (eye)	6	18- May- 2008
Fire Fighter (fire fighting)	4	22- Feb- 2007	Engineering Control	4	22- Feb- 2007	Acute Health (inhaled)	6	18- May- 2008
Fire Fighter (fire incompatibility)	4	22- Feb- 2007	Exposure Standard	6	18- May- 2008	Acute Health (skin)	6	18- May- 2008
Fire Fighter (fire/explosion hazard)	4	22- Feb- 2007	Personal Protection (eye)	4	22- Feb- 2007	Acute Health (swallowed)	6	18- May- 2008
Spills (major)	4	22- Feb- 2007	Personal Protection (hands/feet)	4	22- Feb- 2007	Chronic Health	6	18- May- 2008
Spills (minor)	4	22- Feb- 2007	Personal Protection (other)	6	18- May- 2008	Toxicity and Irritation (Other)	6	18- May- 2008
Handling Procedure	4	22- Feb- 2007	Appearance	7	17- Mar- 2009	Environmental	6	18- May- 2008
Storage (storage incompatibility)	6	18- May- 2008	Physical Properties	4	22- Feb- 2007	Disposal	6	18- May- 2008

■ Classification of the preparation and its individual components has drawn on official and authoritative sources as well as independent review by the Classification committee using available literature references.

■ The (M)SDS is a Hazard Communication tool and should be used to assist in the Risk Assessment. Many factors determine whether the reported Hazards are Risks in the workplace or other settings. Risks may be determined by reference to Exposures Scenarios. Scale of use, frequency of use and current or available engineering controls must be considered.

The above information is believed to be accurate and represent the best information currently available to us, but doesnot represent any warranty expressed or implied of the properties of the product. User should make their own investigation to determine the suitability of the information for their particular purpose.

continued...

# ACETIC ACID GLACIAL

GHS Safety Data Sheet

Version No:7

Page 18 of 18

Section 16 - OTHER INFORMATION

---

Issue Date: 13-Jun-2017